

Employment and salary of Nordic coastal fishermen

Max Nielsen, University of Copenhagen, Denmark

Staffan Waldo and Johan Blomquist, AgriFood Economics Centre/SLU, Sweden

Fishermen go a shore, Carl Locher, the Skagen Painters, 1885



Coastal fishery anno 2012



Background

Coastal fisheries coexist with other fisheries



Regulation exists to avoid that there are too many fishermen fishing too few fish

- ❑ Regulation
 - TACs ensure fish in the future
 - Other regulations limit no. of fishermen
 - Economically viable (?)

- ❑ Special arrangements maintain quota shares of coastal fishermen
 - Balance large/small vessels
 - Maintain employment
 - Reduced economic outcome

Background

Denmark 2010	Active ves- sels (2011)	Employment (full time)	Turnover (DKK Mill.)	Earning (DKK Mill.)	Rate of return
Coastal vessels	199	209	254	286	1,4%
Other vessels < 18 m	227	306	404		
Vessels > 18 m	242	644	2.316	1.286	9,8%
Total	668	1.159	2.974	1.533	7,8%



Less active 1.003
Inactive 1.116



❑ Rate of return high at large vessels, low at small vessels



❑ If coastal vessels are desired, special arrangements needed

Background

- ❑ Publicly available statistics do not show the entire picture

- ❑ Example – Danish employment in fisheries 2010
 - 1) Employed 1 November  2,561 (survey)
 - Neglect season, count heads not involvement
 - 2) FT-employment active vessels  1,159 (working days/220)
 - What is a working day on long fishing trips? Income from other sectors?

The project

Title: ***Salary and employment in Nordic coastal fisheries***

❑ Purpose

- To identify salary/employment of coastal fishermen
- To explain why coastal fishermen stop fishing

❑ Countries – Iceland, Norway, Sweden, Denmark

❑ Project partners

- *Max Nielsen, Associate Professor, University of Copenhagen, Denmark (project coordinator)*
- *Staffan Waldo, senior researcher and Johan Blomquist, researcher AgriFood Economics Centre, Sweden*
- *Frank Asche, Professor, University of Stavanger, Norway*
- *Jónas R. Viðarsson, program director, Matís, Iceland*

The project

- ❑ Statistics for individual fishermen that earned income from fisheries
 - Personal income (total all sectors)
 - Household income

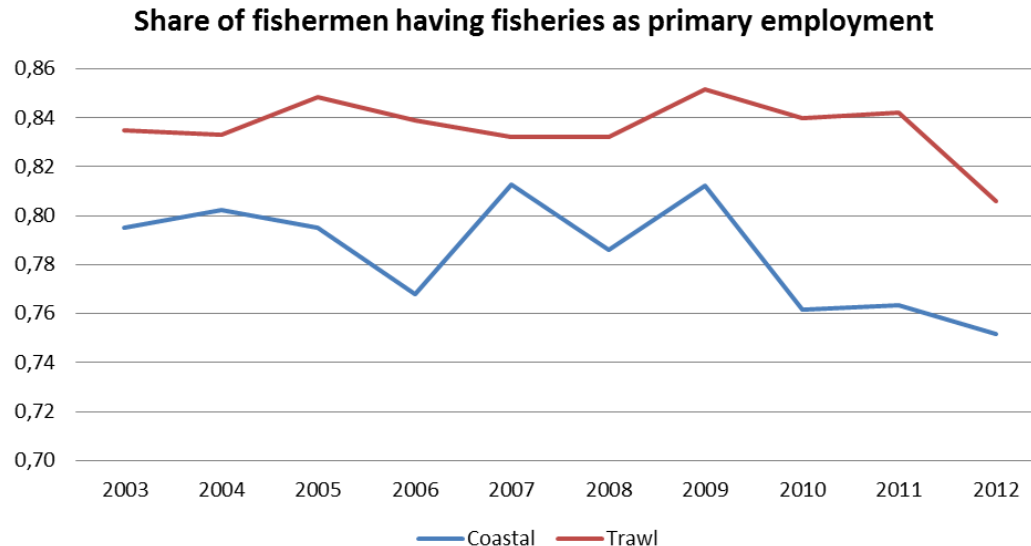
- ❑ Statistics for individual vessels
 - Vessels information - Length, gear, engine
 - Sale – Landing value and quantity, species
 - Accounts – Turnover, costs, profits

- ❑ Data period – the last decade
- ❑ Merged via the person/company number
- ❑ Sources – National Statistical Offices and Fisheries Ministries

Some preliminary data from Sweden

Fishing as primary employment

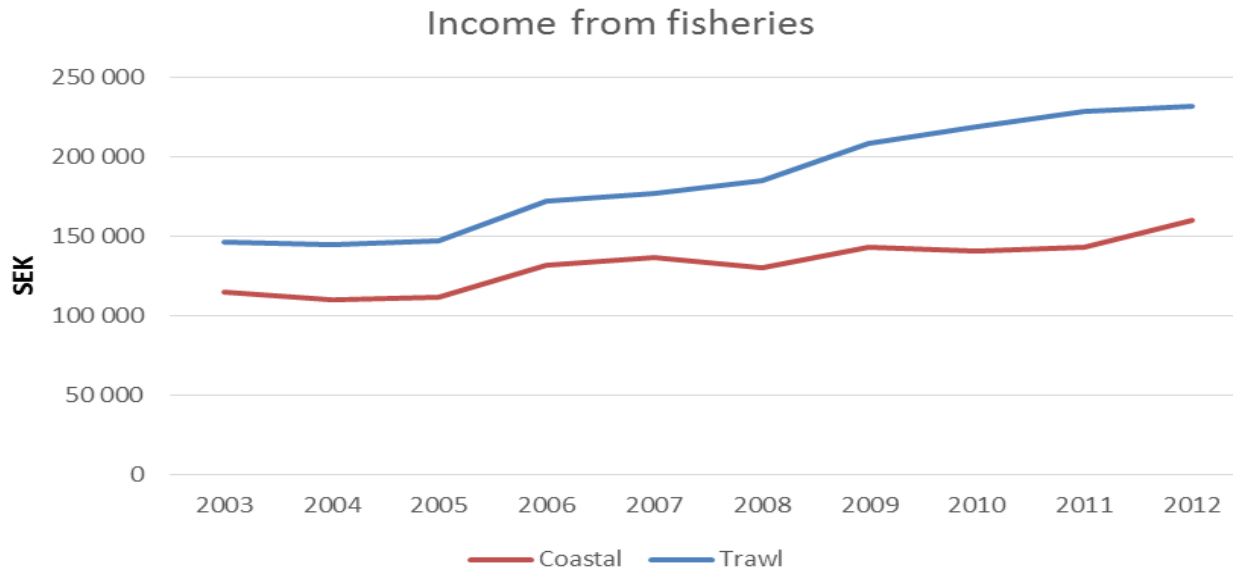
- ❑ Definition primary employment: Fishing is the activity with highest share in total income
- ❑ Coastal vessels = all other vessels than trawlers



- ❑ Approximately 40 % of the coastal fishermen have income from other sectors

Some preliminary data from Sweden

Income (before tax) from fisheries



- ❑ Definition: Income from fisheries for fishermen with fisheries as main income
- ❑ Comparison: Wage in manufacturing 2012 is SEK 287,000
 - Coastal fishermen 25-34 years: SEK 278,000
 - Coastal fishermen 35-44 years: SEK 249,000
 - Older coastal fishermen have low income, not the young

Further work

Questions studied in the project

- Do coastal fishermen earn less than in other jobs?
- To what extent is the income of coastal fishermen from fishery?
- What other businesses do coastal fishermen work in (tourism, oil)?
- Why do coastal fishermen stop in business (age, salary, profit)?

Answers important
for special coastal
fleet management

Nyhavn

